

Shooting Stars




This game is to help your child practise listening for their sounds at the beginning of words.

You will need two counters to play this game.

Cut out the pictures attached and check that your child knows each one before you start.


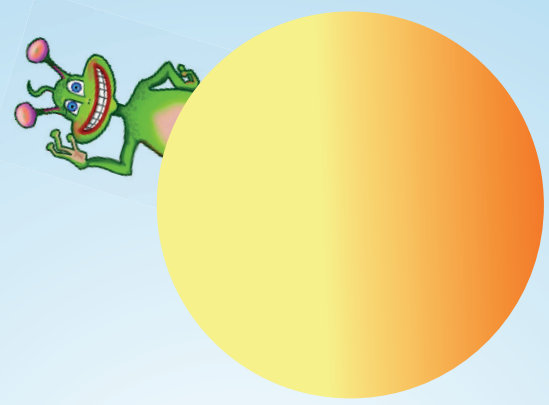
Place the word pictures in a pile face down. Take a picture from the word pile and say the word for your child emphasising the first sound. Ask your child to listen carefully and tell you the first sound he or she hears. If they get it right they can move their counter along one star. If your child makes a mistake repeat the word emphasising the first sound. When it's your turn let your child take a picture and say the word for you to work out the first sound. Encourage your child to spot your 'mistakes'.



Variations

To make this game easier use one sound. Ask your child to listen only for that sound at the beginning of words.

To make this game harder use more sounds or ask your child to say the words as he or she moves along the board.





Sound Squares

bird, bathroom, bike, bananas, biscuits, fence, fork, fan, finger, football, card, comb, cow, castle, caterpillar, six, sick, sit, salad, sofa



Sound Squares

lion, lolly, lunch, lizard, ladder, tea, tooth, table, towel, toothbrush, chew, chest, cherries, chimney, chicken, witch, wave, wardrobe, whale, windmill



Sound Squares

